


XL HYDRAULIC DETACHABLE EXTENDABLE



XL Hydraulic Detachable Extendable 2+3+2

YOUR SOLUTIONS-BASED HAULING PARTNER



PATENTED XL EXTEND-A-TRAC

The XL Extend-A-Trac allows for extending and retracting the trailer without hooking and unhooking air and electrical lines. **6" greasable rollers** incorporate an oil impregnated bronze bushings to make extending easy.



XL 120 HDE

SUPERIOR VERSATILITY

7 position variable ride height makes hooking up to the truck easy. The XL Extend-A-Trac has optional **extension locks at 24" on center** or other specific open well lengths, offering an excellent hydraulic solution for hauling extra long materials.



XL 90 HDE

BUILT TO LAST

XL HDEs feature double box beam construction, which increase stability and durability. XL's **one-piece construction process** results in stronger products. I-beams are made from one piece web and flange and then welded on all sides.

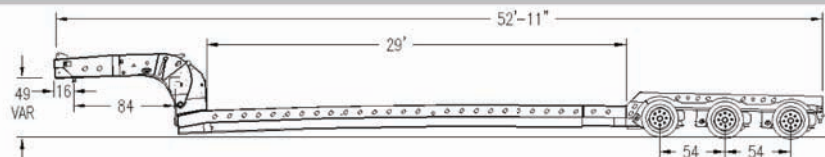
BUILT WITH YOU IN MIND

- 48' overall length
- 24' 1" deck extends to 40' 5" to handle extra long loads
- 7 position variable ride height for hooking up at various heights
- 40' rear deck height
- 16" king pin setting
- 84" swing clearance
- 10' 5" gooseneck length
- All XL Specialized Trailers' products go through the new, premium paint process. XL paint includes a **full 1 year warranty**.
- Always striving to surpass market standards, all XL Specialized Trailers' products feature a **5 year structural warranty**.

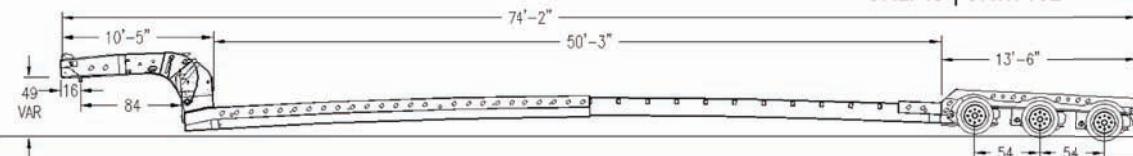
FIND YOUR SPECIALIZED SOLUTION TODAY

visit xlspecializedtrailer.com

XL HYDRAULIC DETACHABLE EXTENDABLE



XL 110 HDE
 CAPACITY: 110,000 LB OVERALL
 CONCENTRATED: 90,000 LB
 IN 10' CLOSED
 OAL: 48' | OAW: 102"



SPECS

GOOSENECK

HYDRAULIC DETACHABLE NARROW NECK
 APPROXIMATELY 35" TRAVEL UP/DOWN
 10' 5" NON-GROUND BEARING
 7 POSITION VARIABLE RIDE HEIGHT
 84" SWING CLEARANCE
 16" KING PIN SETTING
 HYDRAULICS RUN OFF OF WET KIT
 AIR OPERATED LOCK W/ MANUAL SAFETY LATCH

SUSPENSION

25,000 LB AIR RIDE

AXLES

(3) 25,000 LB NOMINAL
 54" SPACING
 HUB PILOT, OUTBOARD DRUMS
 1 1/2" X 7" BRAKES

WHEELS AND TIRES

8.25 X 22.5 STEEL RIMS
 255 / 70R / 22.5 TIRES

MAIN DECK

29' - 50' 3" LONG
 T-1 FLANGE, 80 K WEB
 24" LOADED DECK HEIGHT
 6" GROUND CLEARANCE
 DOUBLE BOX BEAM CONSTRUCTION
 (5) BENT D-RINGS PER SIDE
 6" JR. I-BEAM CROSS MEMBERS ON 12" ALT. CENTERS
 XL PATENTED EXTEND-A-TRAC
 1 1/8" APITONG DECKING FLUSH
 AIR OPERATED LOCK PIN W/ 5 STOPS
 2'-3'-5'-5'-5'
 (8) 6" GREASABLE ROLLERS

REAR BRIDGE

102" WIDE
 13' 6" LONG
 COVERED WHEELS
 40" DECK HEIGHT
 1 1/8" APITONG DECKING FLUSH
 (2) FLAG HOLDERS
 (2) BENT D-RINGS IN TAIL CHANNEL

LIGHTING

D.O.T APPROVED 12V SEALED GROTE HARNESS
 RUBBER MOUNTED LED LIGHTS
 (1) MID-TURN SIGNAL PER SIDE
 (2) CLEARANCE LIGHT PER SIDE
 7 POLE ELECTRICAL SOCKET
 2 TAIL LIGHT PACKAGE WITH ALUMINUM COVER

NEW INDUSTRY-LEADING PAINT PROCESS

1 YEAR WARRANTY
 BLACK, IH RED, OR NEW CAT YELLOW
 AIR & ELECTRIC DONE AFTER PAINT

AVAILABLE MODELS

XL 70 HDE
 XL 80 HDE
 XL 90 HDE
 XL 100 HDE
 XL 110 HDE
 XL 120 HDE
 XL 130 HDE

OPTIONS



Axles through the web



Patented XL Cheater Neck

POPULAR OPTIONS

Aluminum fenders
 Patented XL Cheater Neck
 Dual hydraulic system
 Detachable wheel area
 31" front loading ramps
 Axles through the web

Jeeps, Flip Axles, Boosters
 Outriggers
 30,000 lb suspension
 Aluminum/polished wheels
 Fab I-beam outside rails
 Many more available